

TOUCH DIMMER LED LIGHT

USER GUIDE

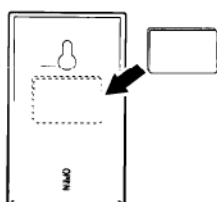
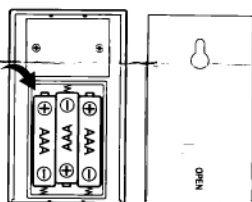
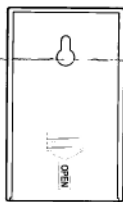
Read these instructions carefully before first use.

This is a LED tap light that can be widely used in bedroom, bathroom, hallway, gateway, stair, wardrobe, cupboard, drawer etc. Featuring with white spotlight halo, fade in and fade out function (Option) and touch to power it on/off, it is extremely energy-saving and convenient to use.

Specification

Power supply: 3 × AAA(1.5V) batteries
Light source: 1 × SMD LEDs
Dimensions: 86 × 52 × 19mm
Output: 1-55lumens

Installation



Step1. Turn the housing to open it.

Step2. Insert 3×AAA batteries.

Step3. Remove the protective foil from the back of the adhesive sticker.

Operation

- Touch the sensor area to switch on/off the LED light.
- Dimming function: After switched on the light, touch and hold the sensor area to adjust the brightness. (Option)

- ※ Tap the light with a finger
- ※ Tap the rectangle area under the lens
- ※ Fade in and fade out function in the on/off process (Option)

Warning

- Make sure mounting surface is clean, dry and free from grease.
- Do not tamper with the internal components.
- DO NOT shine light directly into eyes.
- When light turns to dim, please change batteries.
- Follow battery installation instructions for proper disposal and cautions.

